

Setup Email on Android (IMAP)

Remember that, if you have an Enhanced account, you can use ActiveSync, to not only sync e-mails, but also contacts and events.

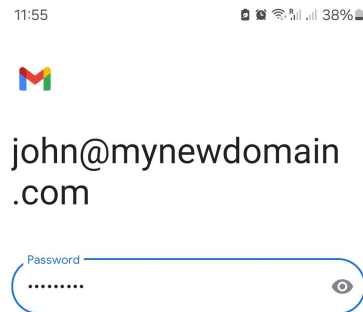
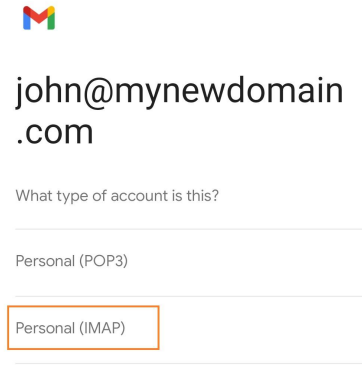
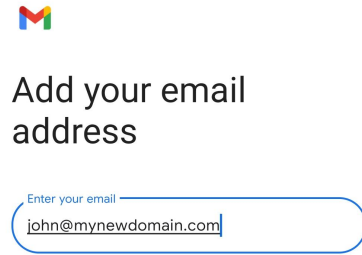
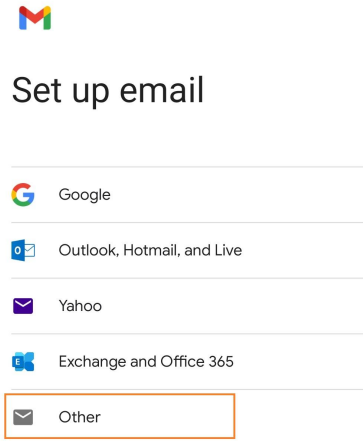
How to set up your email on an Android device

Here's the step by step for setting up an IMAP account on Android's native mail app.

- Press the device's **Menu** button.
- Tap **Settings**.
- Go to **Manage Accounts**
- Click on **Add account**.
- Click on **Email / Personal (IMAP)**
- **Username**: enter your full e-mail address
- If an account type is asked, choose **IMAP account**.
- **Password**: enter your email's password.
- **Incoming server settings**
 - Username: your full email address
 - Password: your email's password
 - Server: `imap.emailarray.com` . Android will automatically use yourdomain.com as host and you need to change it.
- **Outgoing server settings**
 - Require signin: **YES**
 - Username: your full email address
 - Password: your email's password
 - SMTP server: `smtp.emailarray.com` . Android will automatically use yourdomain.com as host and you need to change it.
- Account options: Optionally, you can set up specific details such as interval for checking mail, if you want to be notified, etc.
- On the last page, Android gives you the option to change the *Account name* (will appear in your list) and *Your name* (will appear to recipients).
- Click on **Next** to finalize the procedure.

Note that IMAP is preferred over POP. If you want to set up the account as POP, you have to set it up manually. IMAP is a protocol made to support several devices accessing one same account, with all folders synced at our server, which also guarantees that our backups will be executed.

Example Setup on Android Mail App



settings

Username
john@mynewdomain.com

Password
.....

Server
imap.emailarray.com

Next



settings

Require sign in

Username
john@mynewdomain.com

Password
.....

SMTP server
smtp.emailarray.com

Next



Sync frequency:

Every 15 minutes

- Notify me when email arrives
- Sync email for this account
- Automatically download attachments when connected to Wi-Fi

Next



11:56

38%



Your account is set up and email is on its way!

Account name (optional)
john@mynewdomain.com

Your name
John NewDomain

Displayed on sent messages

Next



Revision #4

Created 21 August 2024 03:23:44 by Support

Updated 30 January 2026 14:54:10 by Admin